

SPECIFICATIONS	
TYPE	Synchro tilt mechanism
TILT ANGLE	23° backrest / 10° seat
BACKREST TILT LOCK OR BACKREST TRAVEL RESTRICTION	— 5 positions, by lever
HEIGHT ADJUSTMENT	By lever
COMFORT	Quick side tension adjustment (7 steps) knob
SEAT CONNECTION	Donati universal seat plate
BACK BAR CONNECTION	Donati standard (width 90,0 mm [3.54 in])
MORSE CONE DIAMETER	28,0 mm [1.10 in]
MECHANISM SURFACE FINISH	Black painted
LEVER FINISH	Black
SIDE KNOB FINISH	— Black — Traffic grey (RAL 7043)
ITEMS PER BOX	40
BOXES PER PALLET (MOQ)	4 boxes (160 items)
PALLET SIZE [LxWxH]	80 x 120 x 210 cm [31.5 x 47.2 x 82.7 in]

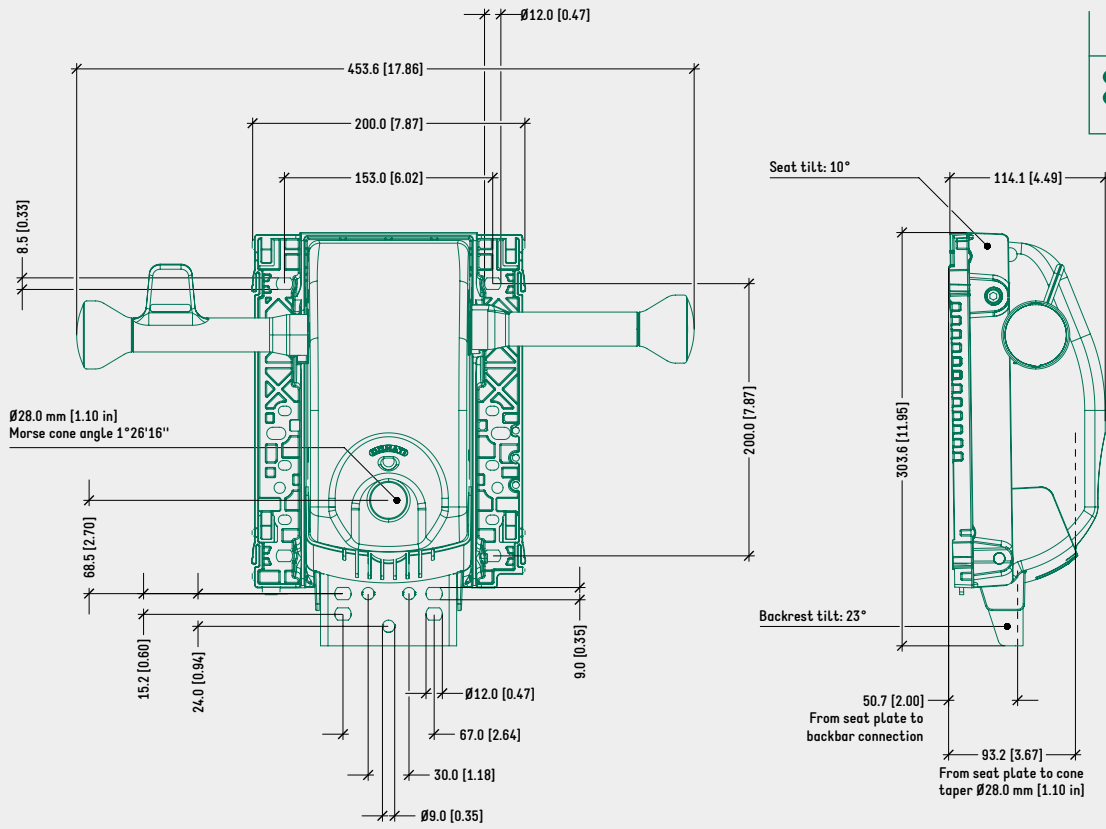
PRODUCT CODES

EPRON RV


SYNCHRON	1061001
SYNCHRON TRAVEL RESTRICTION	1061055

TECHNICAL DRAWING

EPRON RV SYNCHRON



SURFACE COLOURS / FINISHES



BLACK PAINTED ALUMINIUM HOUSING



BLACK PLASTIC LEVERS, SEAT PLATE, COVER, SIDE KNOB



TRAFFIC GREY (RAL 7043) PLASTIC SIDE KNOB

RELATED PRODUCTS



DONATI QUICK CONNECTION SLIDING SEAT FAMILY



DONATI BOLT-ON SLIDING OR FIXED SEAT FAMILY



BOLT-ON SEATS 153x200 mm [6.0x7.9 in] CONNECTION



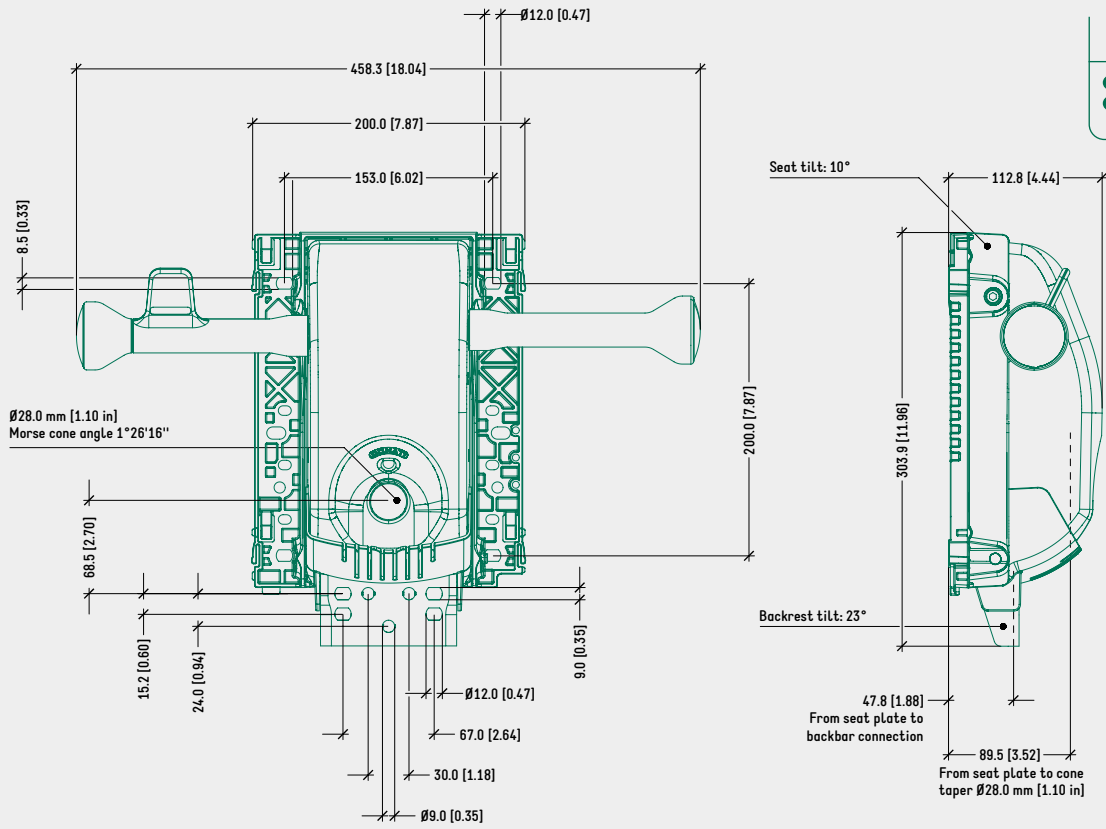
DONATI QUICK CONNECTION SLIDING ADAPTER PLATE CODE: 4515220




DONATI QUICK CONNECTION SLIDING ADAPTER MODULA 1 CODE: 4515270

TECHNICAL DRAWING

EPRON RV SYNCHRON TRAVEL RESTRICTION



SURFACE COLOURS / FINISHES



BLACK PAINTED ALUMINIUM HOUSING



BLACK PLASTIC LEVERS, SEAT PLATE, COVER



TRAFFIC GREY (RAL 7043) PLASTIC SIDE KNOB

RELATED PRODUCTS



DONATI QUICK CONNECTION SLIDING SEAT FAMILY



DONATI BOLT-ON SLIDING OR FIXED SEAT FAMILY



BOLT-ON SEATS 153x200 mm [6.0x7.9 in] CONNECTION



DONATI QUICK CONNECTION SLIDING ADAPTER PLATE CODE: 4515220



DONATI QUICK CONNECTION SLIDING ADAPTER MODULA 1 CODE: 4515270